



Shou Sugi Ban Fir, Brushed

Traditionally Inspired, American Made™—an 18th century technique for preserving wood with fire is updated to meet 21st century design and performance standards. Aggressively burning the surface layer of our FSC® Certified Vertical Grain Douglas fir, we then wire-brush each plank multiplentimes to remove the soft char and expose the contrasting grain below. This heavily textured and visually dynamic surface is coated with an exterior grade finish in a selection of cool greys, warm browns, or a pop of color. Our Fir is a durable wood well-suited for exterior applications. Boards include vertical contrasting grains and texture—designed to be a hardy siding option that can withstand weather. Our Shou Sugi Ban Fir Brushed exposes the bright hypnotizing mixture of colors and texture created by the charring process. Our Shou Sugi Ban Fir Tiger's Eye is recommended for interior applications only due color instability resulting from the lack of pigment in the finish.

CUT AND PASTE SPECIFICATION INTO APPROPRIATE CSI DIVISION

06 42 00 — Wood Paneling

07 46 23 — Wood Siding

MANUFACTURER

Pioneer Millworks
2655 NE Orchard Ave
McMinnville, OR 97128

MATERIALS

Product: Shou Sugi Ban Fir, Brushed

Collection: Shou Sugi Ban

Species: Douglas Fir

Texture: Wire Brushed

Source: Sustainably Harvested Forests.

Color: Available in 9 standard colors. Latewood growth rings will range from dark brown to black.

Grade: D Select Vertical Grain.

Finish: Burned, brushed, and coated with an exterior sealer. Back burned to promote stability. * shown in Carbon

Hardness: 620

(Janka Ball Test ASTM D1037-96A, Natural wood products have no minimum hardness since hardness is a characteristic of species and cannot be controlled)

ADDITIONAL INFORMATION

Heartwood: No Restriction

Grain: Vertical

Knots: Material to be primarily free of knots.

Voids: Occasional blown out knots up to 1" diameter may be present.

Checks: Checks allowed so long as material integrity is not adversely affected.

Moisture Content: Kiln dried 12–15% prior to milling.

CERTIFICATIONS & LEED INFORMATION

FSC® Claim: FSC® Mix 100% (SCS-COC-003998-D)

MRc5: Regional Materials (call for details)

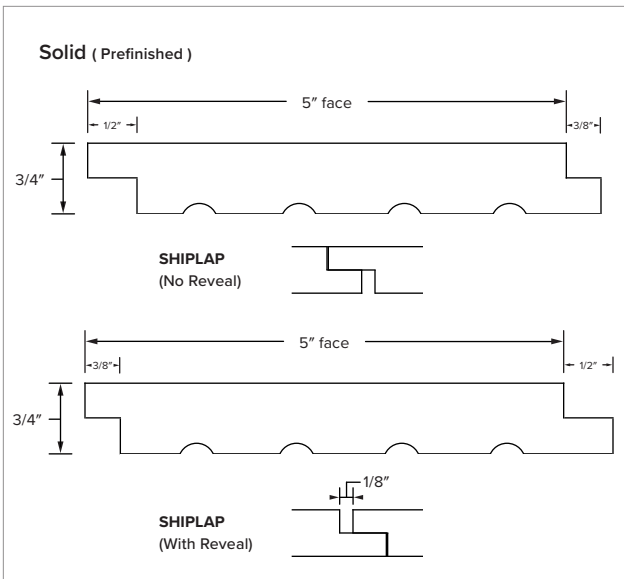
MRc7: Certified Wood

INSTALLATION RECOMMENDATIONS

Overage: Minimum 10% additional material

for on-site grading, trimming and installation factors.

Climate: As with any wood product, extreme climate conditions including heat, cold, humid or arid can cause movement and performance issues with the material.



DIMENSIONS & MILLING

Solid (Prefinished)

Thickness: 3/4"

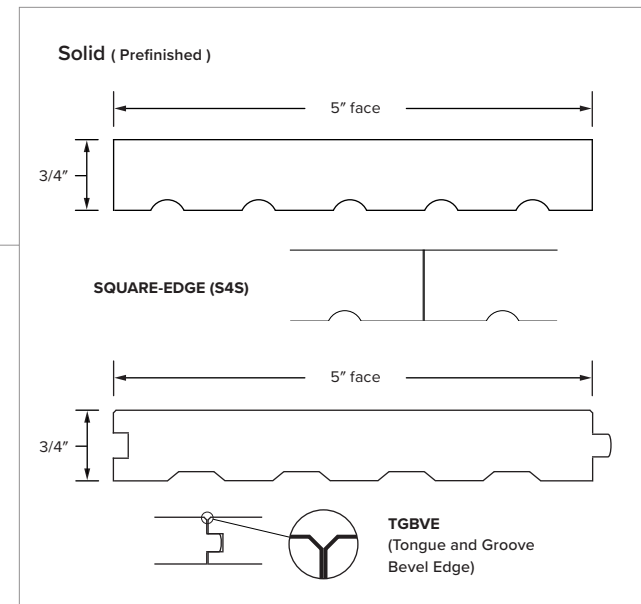
Width: 5" face


Length: 6'–16' random
Called lengths available

Profile: SHIPLAP (No Reveal)
SHIPLAP (With Reveal)

SQUARE-EDGE (S4S)


TGBVE
(Tongue and Groove
Bevel Edge)






Charcoal

SKU# 16421414212




Cinder

SKU# 16421412012




Smoke

SKU# 16421410412



White

SKU# 16421412112




Toasted

SKU# 16421411912




Carbon

SKU# 16421411812




Tiger's Eye (Interior Use Only)

SKU# 16421414112



Ember

SKU# 16421412212



Cobalt

SKU# 16421412312